




## E3801-02

### Timber beam ceiling; REI 90

	Construction Material	Dimension
<b>A</b>	<b>EGGER OSB</b>	<b>18 mm</b>
<b>B</b>	Wood fibre 45 kg/m <sup>3</sup>	30 mm
<b>C</b>	<b>EGGER OSB</b> Large board clamped in beam layer a = 150 mm	<b>15 mm</b>
<b>D</b>	<b>EGGER OSB</b> Large board clamped in beam layer a = 150 mm	<b>15 mm</b>
<b>E</b>	Glued laminated timber beam layer according to statics	280 x 120 mm
<b>F</b>	Glued laminated timber frontal edge board	280 x 120 mm
<b>G</b>	Placement of wall element decoupled	yes
<b>H</b>	<b>Beam layer</b> connected in front via joist hanger	<b>200 x 100 mm</b>
<b>I</b>	<b>Clapboard siding</b> a = 400 mm	40 x 60 mm
<b>J</b>	Wood fibre insulation strip connected to the beam layer	20 mm
<b>K</b>	Cavity insulation Cellulose insulation Isofloc	100 mm
<b>L</b>	Gypsum fibre board	15 mm
<b>M</b>	Fiberglass mesh	yes
<b>N</b>	Gypsum fibre board	18 mm
	<b>Fire classification report</b>	Fire exposure bottom side: Classification report KB 3.2/09-126
	<b>Sound insulation</b> Airborne sound R <sub>w</sub> (C, Ctr) DIN 4109	>> 56 dB
	Impact sound L <sub>n,w</sub> (CI) DIN 4109	≤ 46 (0) dB